

QUICK-PREP™

Ordering Information

Part No.	Description
3825	Quick-Prep™ Urinalysis Kit for 1000 Tests: Tube and Pipet
3829	Quick-Prep™ Urinalysis Super Kit for 1000 Tests: Quick-Read™ Precision Cell (#3805), Quick-Prep Kit (#3825) and Tube Stopper (#116142)
3827	Quick-Prep™ Urinalysis Super Kit II for 1000 Tests: Quick-Read™ Precision Cell (#3805), Quick-Prep Kit (#3825), Tube Stopper (#116142) and 1 Bottle of Stain (#3810)
3805	Quick-Read™ Precision Cell Slide: 100/Box
3810	Sternheimer Malbin Urine Sediment Stain: 50mL/Bottle
6207	3 oz. Plastic Specimen Cups: 100/Pack, 2500/Case
112192	Patient Identification Labels: 25/Sheet, 2000/Case



www.globescientific.com

Tel: (800) 394-4562

(201) 599-1400

Fax: (201) 599-1406

E-Mail: mail@globescientific.com

QUICK-PREP™ Urinalysis Kit

Usage Guide



QUICK-PREP™ Urinalysis Kit Usage Guide

Instructions for Use:

1. Add 10mL of urine to a 12mL Quick-Prep collection tube and affix stopper. (Figure 1)
2. Centrifuge for 5 minutes at 1500 RPM. (Figure 2)
3. Insert the Quick-Prep transfer pipet into the tube. Note: the pipet tip needs to be completely inserted into the base of the tube securing the bulb-like barrier in place. (Figure 3)
4. Holding the top portion of the pipet securely, bend the flexible pipet against the tube opening and decant 9mL of the supernate. The bulb-like barrier allows 1mL of sediment to remain in the tube. (Figure 4) (If preferred, add one drop of urine sediment stain to the residual urine sediment to assist in identification of the urinary cellular elements. Remix sediment using the pipet.)
5. Draw up the well-mixed sediment using the Quick-Prep transfer pipet. Place a drop of sediment into the scalloped area of a numbered chamber on the Quick-Read Precision Cell slide. The sediment will be drawn into the viewing chamber by capillary action and be uniformly distributed. (Figure 5)
6. Refer to the Quick-Read Precision Cell documentation for detailed information about the microscopic examination of urinary sediment.

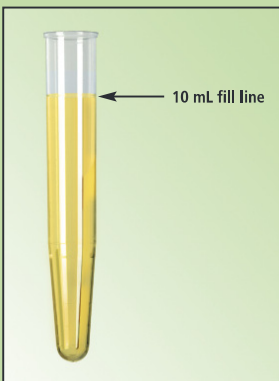


Figure 1



Figure 2

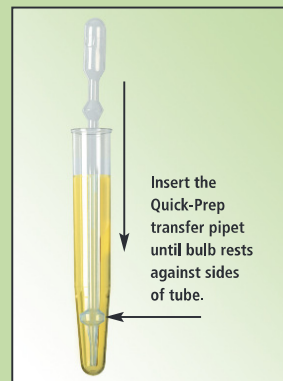


Figure 3

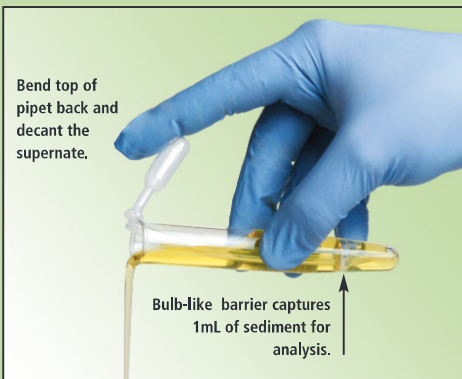


Figure 4

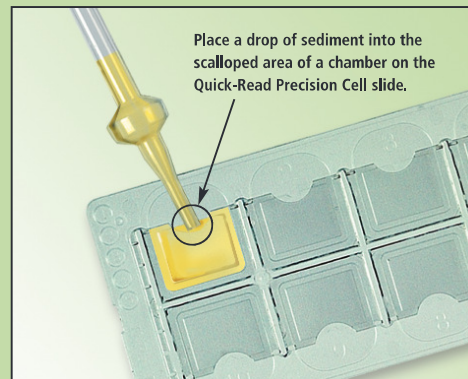


Figure 5

See back panel for ordering information.

www.globescientific.com

globe
SCIENTIFIC INC.

Tel: (800) 394-4562
(201) 599-1400
Fax: (201) 599-1406
E-Mail: mail@globescientific.com